





















Note: The illustration shows the maximum possible range of equipment.

	Airbag		Stored gas inflator		Seat belt pretensioner		SRS control unit		Pedestrian protection active system
	Automatic rollover protection system		Gas strut / Preloaded spring		High strength zone		Zone requiring special attention		
	Battery low voltage		Ultra-capacitor, low-voltage		Fuel tank		Gas tank		Safety valve
	Battery pack, high-voltage		High voltage power cable		High voltage device that disconnects high voltage		Fuse box disabling high voltage		High voltage component

Brand	Type	Step	Year of market entry	Internal reference	Creation date	Edition	Version no.	Page
CUPRA	Leon	1	2020	VSC-KL10K50	02/12/2020	11/02/2021	3	1 of 3

1. Identification / recognition


Logo:



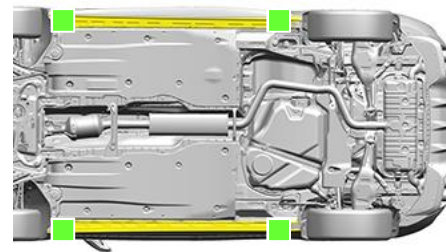
2. Immobilisation / stabilisation / lifting

Immobilising the vehicle

Press button "P" (park) and operate handbrake.



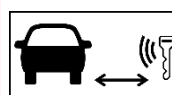
Lifting points



■ Suitable lifting points

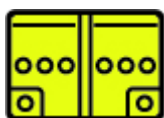

3. Disable direct hazards / safety regulations

Switch off motor



A code card or a smartphone app may be used instead of a remote control key.

Disconnect the vehicle's electrical system (12V battery)



Disconnect the 12V on-board electrical system battery in the engine compartment using a suitable tool.

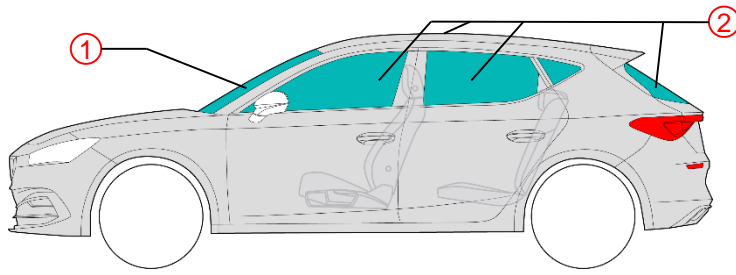
Switch off the vehicle electrical system:

Disconnect first the negative terminal (-) then the positive terminal (+) on the on-board battery.

Brand	Type	Step	Year of market entry	Internal reference	Creation date	Edition	Version no.	Page
CUPRA	Leon	1	2020	VSC-KL10K50	02/12/2020	11/02/2021	3	2 of 3





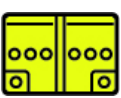

4. Access to the occupants



Glazing:

- ① Laminated glass
- ② Single-pane safety glass

5. Stored energy / liquids / gases / solids

		<p>Max 55l</p>
		<p>12 V</p>

10. Explanation of pictograms used

 <p>Flammable</p>	 <p>Explosive</p>	 <p>Corrosives</p>	 <p>Hazardous to the human health</p>	 <p>Environmental hazard</p>	 <p>Petrol fuel</p>	
--	--	---	--	---	--	--